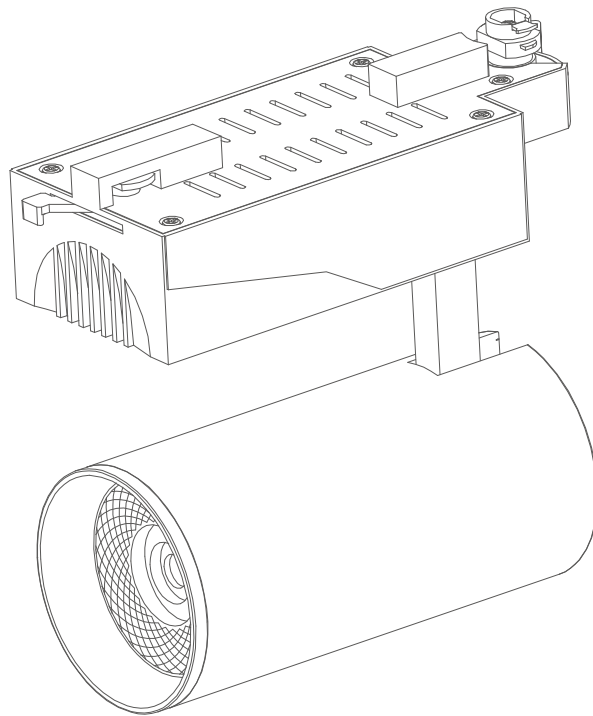



# ECHO LED Track LIGHT

TLA70-025-R9AXX-40K-1/2

TLA80-030-R9AXX-40K-1/2



Available colors



## Description

- TLC TRACK LIGHT, as its name ,is installed on track . As its adjustable beam angle , it is mainly applied in commercial places needing accent lighting, such as shopping mall (clothing store, furniture store and other brand shops), car showroom, jewelry, stars hotel, brand clothing, upscale club, culture relics exhibition hall, chain store, brand business hall, professional cabinet, counter and other accent lighting places.

## Features

- Movable track, convenient to adjust its places for different lighting purposes ;
- Energy saving, no UV or IR, no mercury, RoHS compliant;
- Aluminum profile+lens reflector, soft light without dazzling;
- High transmittance, uniform luminous surface, no dark spot, non grainy;
- High efficient heat dissipation, high efficient heat dissipation;
- Can on-off frequently, no flicker and flare, good color rendering performance.

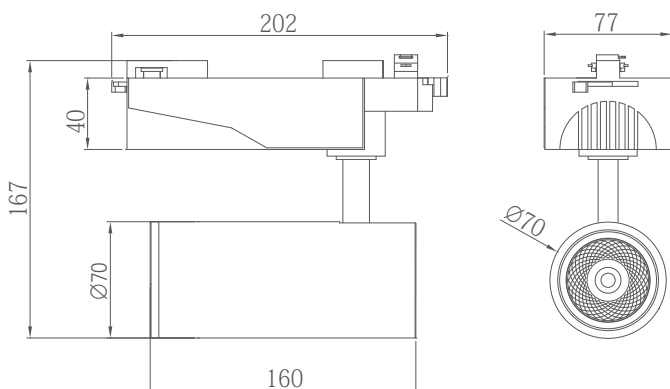
## Application

- Mainly applied in commercial places, such as shopping mall (clothing store, furniture store and other brand shops), car showroom, jewelry, stars hotel, brand clothing, upscale club, culture relics exhibition hall, chain store, brand business hall, professional cabinet, counter and other accent lighting places.

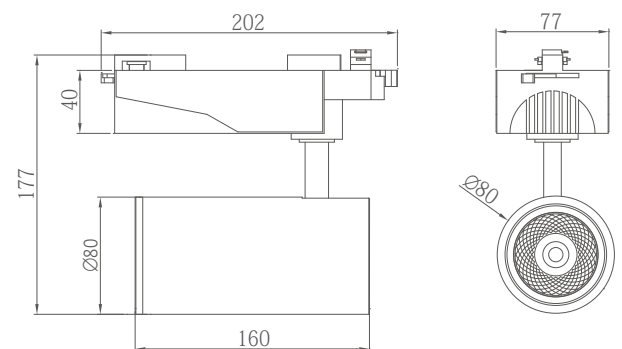


## Dimensions (unit: mm)

TLA70-025-R9AXX-40K-1/2



TLA80-030-R9AXX-40K-1/2




## Technical parameters

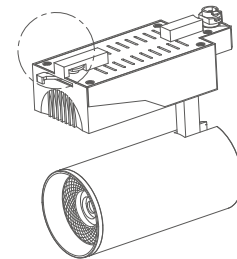
Model	Color	Lumen (Lm/W)	LED type	CCT	Power (W)	Max.Current (Amps)	Beam Angle (degree)	Voltage (VAC)	PF	CRI
TLA70-025-R9AXX-30K-1/2	White/black	2050	COB	3000K	25	0.1	15°/24°/36°	220-240V AC 50/60Hz	≥0.9	>90
TLA70-025-R9AXX-40K-1/2	White/black	2250		4000K						
TLA70-025-R9AXX-50K-1/2	White/black	2150		5000K						
TLA80-030-R9AXX-30K-1/2	White/black	2380		3000K	30	0.15				
TLA80-030-R9AXX-40K-1/2	White/black	2562		4000K						
TLA80-030-R9AXX-50K-1/2	White/black	2450		5000K						

## Installation drawing

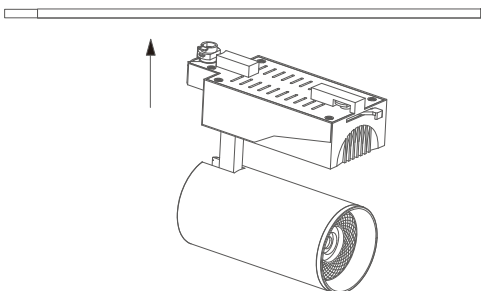
- Fix the track on the ceiling;



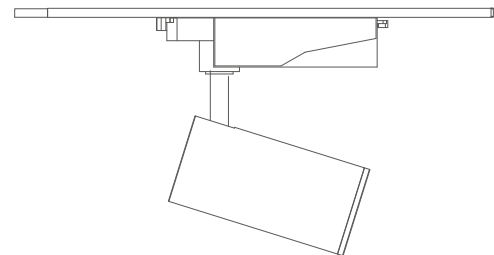
- Flat joint, as installation figure;



- Push the LED track light into the track;




- Fix the joint, as figure.



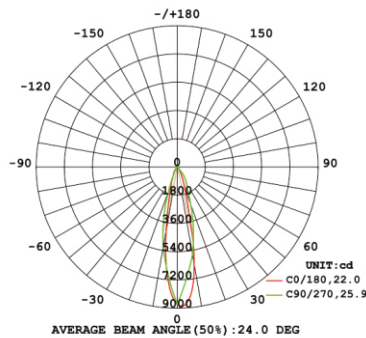
## Installation Information (according to installation figures)

- Power off before installation;
- Avoid installing the light in places of heat source, super-heated vapor, corrosive gas to effect lifespan;
- Make sure the installation material can endure 10 times the weight of light;
- Install the light in places of no vibration, no swing, no fire hazard.

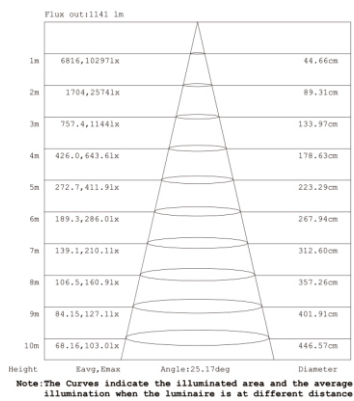
## Test report



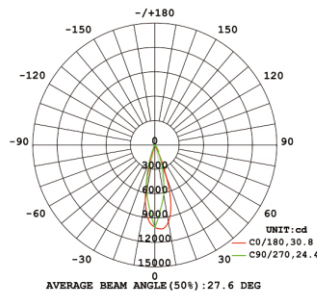
LUMINOUS INTENSITY DISTRIBUTION DIAGRAM



TLA70-025-R9A24-40K-1/2



LUMINOUS INTENSITY DISTRIBUTION DIAGRAM



TLA80-030-R9A24-40K-1/2

## Packaging information

Specification	Inner box dimension	Carton box dimension	Unit net weight	Packing qty.	Carton box gross weight
TLA70-025-R9AXX-40K-1/2	245*215*112mm	750*445*245mm	0.4KG	12PCS	10.5KG
TLA80-030-R9AXX-40K-1/2	245*215*112mm	750*445*245mm	0.9KG	12PCS	12KG

## Notice



- Please first read the product specification carefully, make sure the using environment conform to specification, then it can be used;
- Please confirm the input voltage, frequency before use;
- This product must be installed by professionals;
- If there is any damage to the power wire or shell of the product, it should be taken as defective product and do not use it;
- Dangerous high voltage, non-professionals are not allowed to maintain the product;
- If external soft cable or soft wire of the light is damaged, it should be replaced by manufacture or service agent or personnel with similar qualification to avoid danger.



Yijia Industrial Park, Fuqian Road, Guanlan Town, LongHua, Shenzhen, Guangdong, China

 Tel:+86-755-27608650  
 Fax:+86-755-27608651  
 www.signcomplex.com  
 sales@signcomplex.com