

SPECIFICATION SHEET

EXIT SIGN ESA10 Series

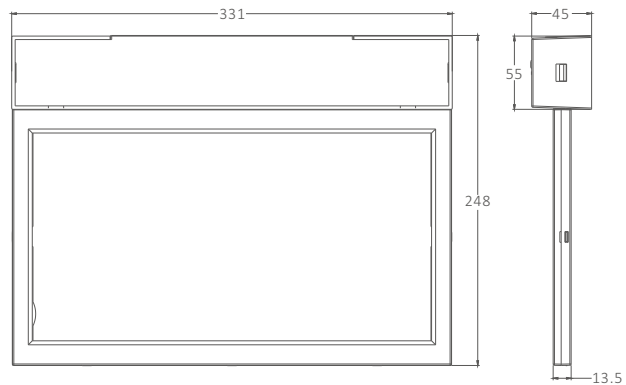


Features

Standard Feature

- Compact and decorative design
- Injection molded thermoplastic ABS housing
- Quick connection and easy installation
- Single and double face universal
- LED bright SMD 2835,CCT 6000K
- Li-ion battery
- Replaceable pictogram design
- Rohs compliance
- CE SAA certification
- Wall mounting ,Ceiling mounting ,wall bracket mounting, recessed ceiling mounting

Dimensions (unit: mm)




Technical Specification

● Input voltage	220-240VAC 50/60Hz
● Luminaire power consumption	2.5-3.0W(AC)/1.2W(DC)
● LED power consumption	0.9W
● LED source	3.2W(0.2W*16)
● Charge time	24 hours
● Discharge duration	1hour, 2hours, 3hours
● Test facility	Button self-test +Auto self-test
● Operation	Maintained and Non-Maintained and ACEG
● Viewing distance	30m
● Flux	50lm
● Luminance of safety sign	>15cd/m ²
● Degree of protection	IP20

Ordering Guide

Model No	Duration	Battery	Test	Type	Face plate	Lamp	Viewing distance
ESA10/1H/AT	1 hour	3.7V,1200mAH	Button self-test + Auto self-test+ Fault self-diagnostics	Maintained Non-Maintained	Universal	LED	30m
ESA10/2H/AT	2 hours	3.7V,2000mAH					
ESA10/3H/AT	3 hours	3.7V,2600mAH					
ESA10/1H/MT	1 hour	3.7V,1200mAH	Manual-test				
ESA10/2H/MT	2 hours	3.7V,2000mAH					
ESA10/3H/MT	3 hours	3.7V,2600mAH					

Mounting type



Wall mounting

Ceiling mounting

Wall bracket mounting

Recessed ceiling mounting

Pictogram Insert Feature



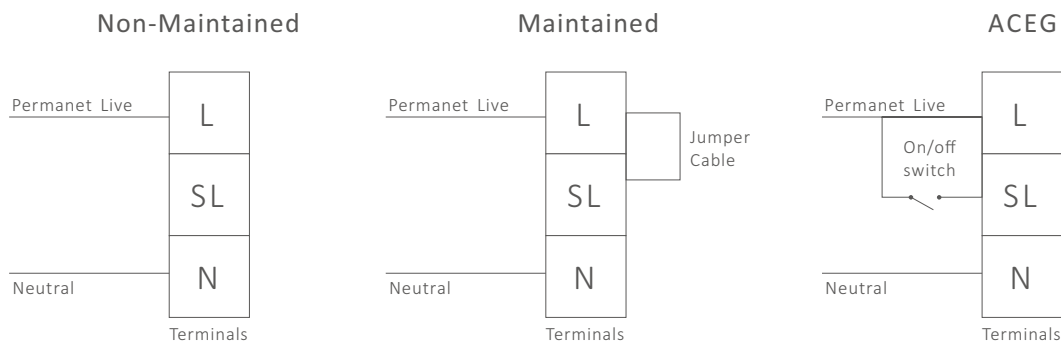
OPERATION

The luminaries can realize Maintained ,Non-Maintained, ACEG operation type

Operation and condition	Function	Green Indicator
the main supply is normal	Maintained operation type: luminaries is general lighting and charged mode	Green Indicator Permanent light
	Non-Maintained operation type: luminaries is charged mode, luminaries will not be illuminated	Green Indicator Permanent light
	ACEG operation type: luminaries is general lighting and charged mode , and can be on /off by switch	Green Indicator Permanent light
the main supply Isolated	Enter to emergency mode, luminaries is illuminated from its battery pack	Green Indicator flash 1 flashe within 1 second

Luminaries default operation is Maintained.Installer can change the luminaries to Non-Maintained and ACEG operation easily by jumper cable.

Please reference below instruction



Button self test---by test button can realize emergency lighting self test

operation	Function	Green Indicator
Press once test button	180seconds Emergency lighting self testing	10 flashes 1 second
Press twice test button within 2 seconds	1hours Emergency lighting self testing	5 flashes 1 second
Press 3 times test button within 2 seconds	2hours Emergency lighting self testing	2 flashes 1 second
Press 4 times test button within 2 seconds	3hours Emergency lighting self testing	1 flash 2 seconds
Press 5 times test button within 2 seconds	Quit to Emergency lighting self testing	Permanent light
To achieve the 1-3 hour emergency testing, you only need to press 1-4times the test button		

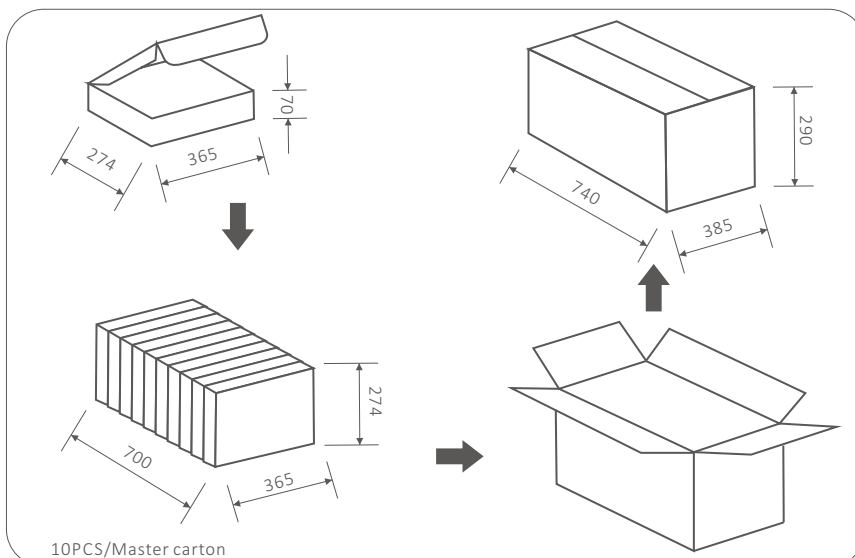
Auto self-test--- regular automatic carry out emergency test function

operation	Function	Green Indicator
Self-test every month after installation	180seconds Emergency lighting self testing	10 flashes 1 second
Self-test every 6 months after installation	1hour Emergency lighting self testing or 3hours Emergency lighting self testing	5 flashes 1 second(1hour Emergency) or 1 flash 2 seconds(3hour Emergency)
this panel will regular automatic carry out emergency test function In accordance with the preset program software, no need for manual operation		

Fault self- diagnostics test and alert function

operation	Fault	Response	Red Indicator
self- diagnostics test every 5seconds	Battery is not connected or voltage is too low	Alert and Enter the dormant	Permanent light
	Battery voltage rises more than acceptable value	Alert and stop the charge	2 flashes 1 second
	Battery voltage drops below than acceptable value	Alert and quit the emergency	5 flashes 1 second
	Lamp or load is not connected	Alert	1 flash 2 seconds
Emergency driver/ luminaries will automatic diagnose fault and give an alarm by red Indicator			

Packaging



QTY: 10PCS
 N.W: 1.15KGS
 G.W: 12.5KGS
 MEA'S: CUFT

Notice



- You are asked to read the instruction manual carefully before use to ensure that the use condition meets use requirement of the product and relevant technical specification.
- Forbid hot-line work. Don't touch the lamp unless the power supply is disconnected to avoid electric shock.
- Please check whether the lamp is damaged during transportation after opening the package or before use. If there is damage, please stop use and inform the suppliers. The product can only be used at the intact condition.
- In order to ensure safe use of the product, please follow the instruction manual strictly for product installation. The supplier will not undertake any responsibility for any loss caused by illegal operation.



Yijia Industrial Park, Fuqian Road, Guanlan Town, Baoan, Shenzhen, Guangdong, China

Tel:+86-755-27608650
Fax:+86-755-27608651
www.signcomplex.com
sales@signcomplex.com