

# SPECIFICATION SHEET

## EMERGENCY LIGHTING EMD1W Series



## Features

### Standard Feature

- Thermoplastic housing
- Round lens for open area illumination
- Low spaces illuminate, from 2 to 6m height
- Embedded mounting(recessed ceiling mounting)
- LED: SMD XML , 6000K
- IP20 ingress protection
- ENEC CB CE SAA certification , Rohs compliance
- Over charge and over discharge protection
- Working/fault status bi-color indicator and test button
- Fault self-diagnostics test and alert function

### Electrical Feature

- SUPPLY: 220-240VAC 50/60Hz
- Luminaire Power consumption: 5.0W(AC)/3.0W(DC)
- LED power consumption:2.4W(AC&DC)
- LED source:12W(3W\*4)
- Operate: ACEG, Maintained and Non-maintained
- Test: Button self-test +Auto self-test
- Battery: Self contained Li-ion
- Charge time: 24hours and 16hours for SAA
- Discharge duration: 1hour, 2hours, 3hours

## Mounting type

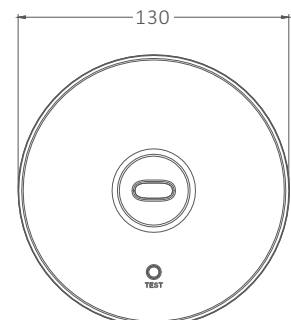
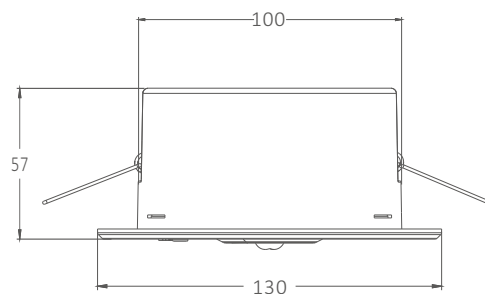
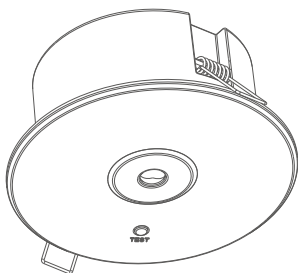


Recessed ceiling mounting

## Ordering Guide

Model No	Duration	Battery	Test	Flux(AC/DC)	Type	Illumination
EMD1W/1H/AT	1 hour	3.7V,1200mAH	Button self-test + Auto self-test+ Fault self-diagnostics	220LM	Maintained Non-Maintained Switchable Maintained	Open area
EMD1W/2H/AT	2 hours	3.7V,2000mAH				
EMD1W/3H/AT	3 hours	3.7V,2600mAH				
EMD1W/1H/MT	1 hour	3.7V,1200mAH	Manual-test			
EMD1W/2H/MT	2 hours	3.7V,2000mAH				
EMD1W/3H/MT	3 hours	3.7V,2600mAH				

## Dimensions (unit: mm)



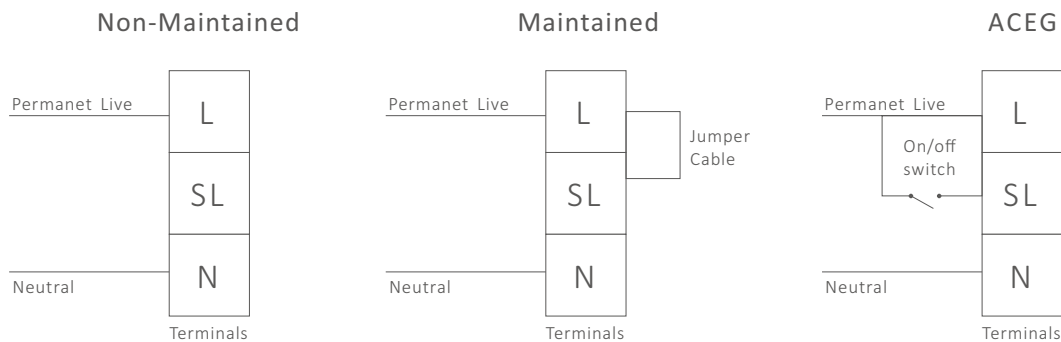
## OPERATION

The luminaries can realize Maintained ,Non-Maintained, ACEG operation type

Operation and condition	Function	Green Indicator
the main supply is normal	Maintained operation type: luminaries is general lighting and charged mode	Green Indicator Permanent light
	Non-Maintained operation type: luminaries is charged mode, luminaries will not be illuminated	Green Indicator Permanent light
	ACEG operation type: luminaries is general lighting and charged mode , and can be on /off by switch	Green Indicator Permanent light
the main supply Isolated	Enter to emergency mode, luminaries is illuminated from its battery pack	Green Indicator flash 1 flashe within 1 second

Luminaries default operation is Maintained.Installer can change the luminaries to Non-Maintained and ACEG operation easily by jumper cable.

Please reference below instruction



### Button self test---by test button can realize emergency lighting self test

operation	Function	Green Indicator
Press once test button	180seconds Emergency lighting self testing	10 flashes 1 second
Press twice test button within 2 seconds	1hours Emergency lighting self testing	5 flashes 1 second
Press 3 times test button within 2 seconds	2hours Emergency lighting self testing	2 flashes 1 second
Press 4 times test button within 2 seconds	3hours Emergency lighting self testing	1 flash 2 seconds
Press 5 times test button within 2 seconds	Quit to Emergency lighting self testing	Permanent light
To achieve the 1-3 hour emergency testing, you only need to press 1-4times the test button		

### Auto self-test--- regular automatic carry out emergency test function

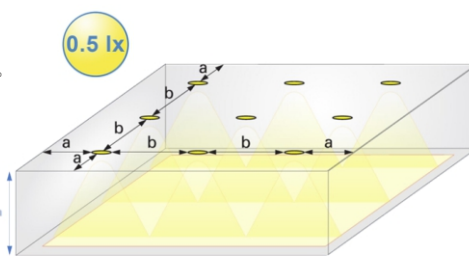
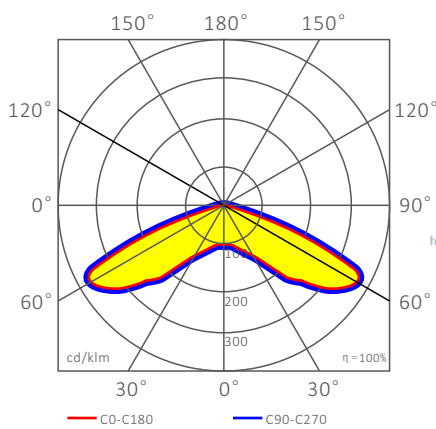
operation	Function	Green Indicator
Self-test every month after installation	180seconds Emergency lighting self testing	10 flashes 1 second
Self-test every 6 months after installation	1hour Emergency lighting self testing or 3hours Emergency lighting self testing	5 flashes 1 second(1hour Emergency) or 1 flash 2 seconds(3hour Emergency)
this panel will regular automatic carry out emergency test function In accordance with the preset program software, no need for manual operation		

## Fault self- diagnostics test and alert function

operation	Fault	Response	Red Indicator
self- diagnostics test every 5seconds	Battery is not connected or voltage is too low	Alert and Enter the dormant	Permanent light
	Battery voltage rises more than acceptable value	Alert and stop the charge	2 flashes 1 second
	Battery voltage drops below than acceptable value	Alert and quit the emergency	5 flashes 1 second
	Lamp or load is not connected	Alert	1 flash 2 seconds

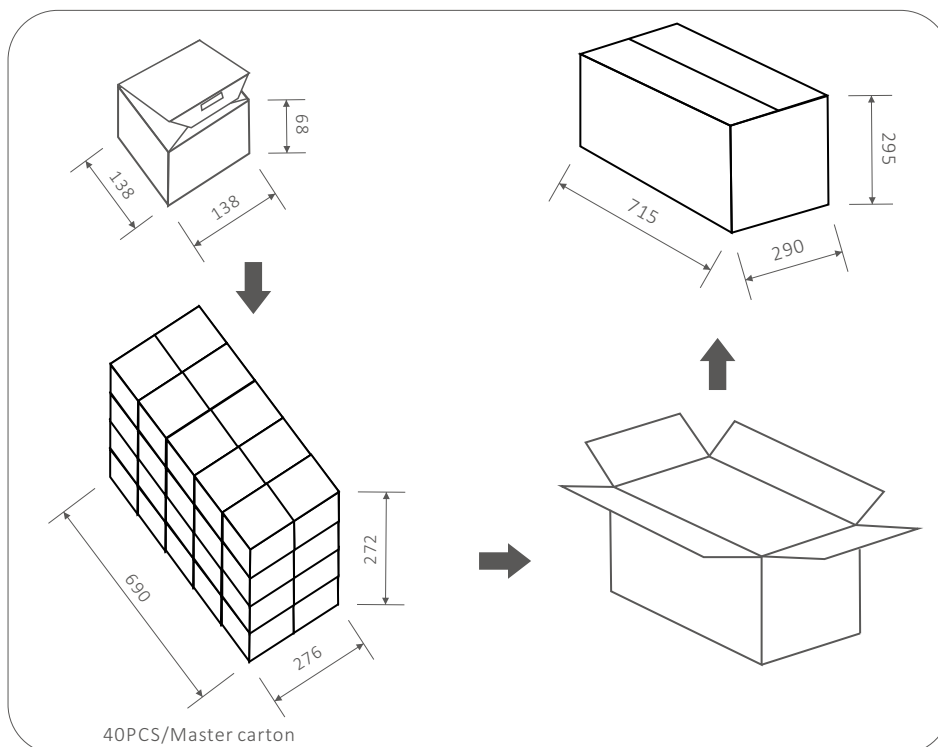
Emergency driver/ luminaries will automatic diagnose fault and give an alarm by red Indicator

### Illumination of open area > 60mm<sup>2</sup>(anti-panic illumination)

**EN 1838**


Height h (m)	a (m)	b (m)
2.50	4.00	9.50
3.00	4.50	10.50
3.50	4.75	12.00
4.00	5.00	13.00
5.00	5.50	15.00
6.00	4.50	15.50
7.00	2.00	13.50
8.00	1.00	13.50
9.00	1.00	13.50
10.00	1.5	12.5

## Packaging



QTY:	40PCS
N.W:	0.30KGS
G.W:	12.95KGS
MEA'S:	CUFT

## Notice



- You are asked to read the instruction manual carefully before use to ensure that the use condition meets use requirement of the product and relevant technical specification.
- Forbid hot-line work. Don't touch the lamp unless the power supply is disconnected to avoid electric shock.
- Please check whether the lamp is damaged during transportation after opening the package or before use. If there is damage, please stop use and inform the suppliers. The product can only be used at the intact condition.
- In order to ensure safe use of the product, please follow the instruction manual strictly for product installation. The supplier will not undertake any responsibility for any loss caused by illegal operation.



Yijia Industrial Park, Fuqian Road, Guanlan  
Town, Baoan, Shenzhen, Guangdong, China

Tel:+86-755-27608650  
Fax:+86-755-27608651  
[www.signcomplex.com](http://www.signcomplex.com)  
[sales@signcomplex.com](mailto:sales@signcomplex.com)