



Dolux 3''/4''/6''/8'' COB Downlight

QDL3/4/6/8-AW



Description

1. Unique structure ensure optimal cooling effect and light effect;
2. Significant energy-saving, flexible color difference control system, ensure single persistence of light and color;
3. Aluminum alloy housing, ensure high-end and gorgeous product with beautiful design;
4. Transparent and frosted glass cover for option, indent shape of glass to reach anti-glare effect;
5. Reflection cup with metal luster to improve light effect and uniformity;
6. Lifetime reach 50,000 hours.

Features

1. Adopt aluminum alloy as material, die-casting process, high-end and gorgeous;
2. Unique appearance, beautiful design and gorgeous;
3. Excellent thermal management to ensure long lifetime of LED;
4. External power supplier, ensure lifetime of power supply and LEDs
5. High efficient and energy-saving LED dirver.



Technical parameters

Model	CCT (K)	Cover	Lumen(lm) (±10%)	Power(w) (±10%)	LED Type /Qty.	Beam (angle)	Voltage, Frequency	CRI	PF
QDL3-005-AW	5000/4000/3000	Frosted/ Clear	430	5	COB 1pcs	50°	AC100-240V 50/60Hz	> 80	≥0.9
QDL3-007-AW	5000/4000/3000	Frosted/ Clear	500	7					
QDL3-009-AW	5000/4000/3000	Frosted/ Clear	650	9					
QDL3-012-AW	5000/4000/3000	Frosted/ Clear	920	12					
QDL4-007-AW	5000/4000/3000	Frosted/ Clear	550	7	COB 1pcs	60°	AC100-240V 50/60Hz	> 80	≥0.9
QDL4-009-AW	5000/4000/3000	Frosted/ Clear	690	9					
QDL4-012-AW	5000/4000/3000	Frosted/ Clear	1000	12					
QDL4-015-AW	5000/4000/3000	Frosted/ Clear	1150	15					
QDL6-012-AW	5000/4000/3000	Frosted/ Clear	1150	12	COB 1pcs	60°	AC100-240V 50/60Hz	> 80	≥0.9
QDL6-018-AW	5000/4000/3000	Frosted/ Clear	1700	18					
QDL6-025-AW	5000/4000/3000	Frosted/ Clear	2250	25					
QDL6-030-AW	5000/4000/3000	Frosted/ Clear	2850	30					
QDL8-018-AW	5000/4000/3000	Frosted/ Clear	1700	18	COB 1pcs	80°	AC100-240V 50/60Hz	> 80	≥0.9
QDL8-025-AW	5000/4000/3000	Frosted/ Clear	2350	25					
QDL8-030-AW	5000/4000/3000	Frosted/ Clear	2700	30					
QDL8-035-AW	5000/4000/3000	Frosted/ Clear	3150	35					

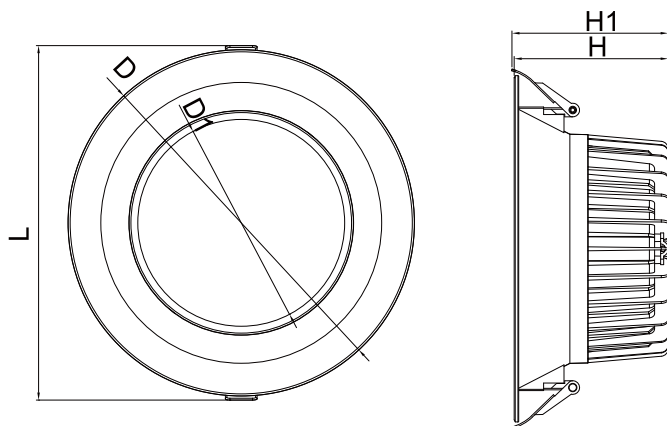
Application

Suitable for hotel, corridor, home decoration, shopping mall, exhibition room, etc.



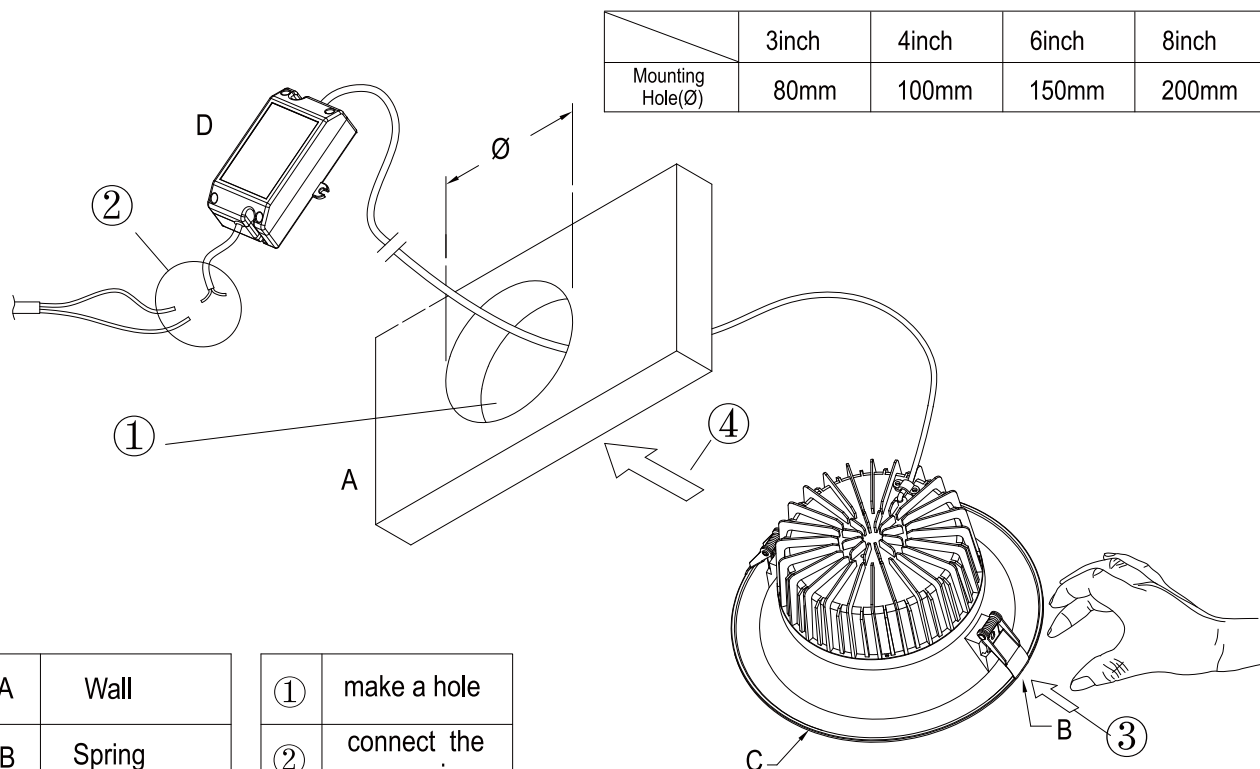


Dimension(Unit:mm)



	3inch	4inch	6inch	8inch
D	100mm	118mm	170mm	230mm
D1	50.7mm	57.6mm	104.2mm	137mm
H	49.5mm	60mm	80.5mm	102mm
H1	53mm	62mm	86mm	106mm
L	105mm	123mm	177mm	235mm

Installation

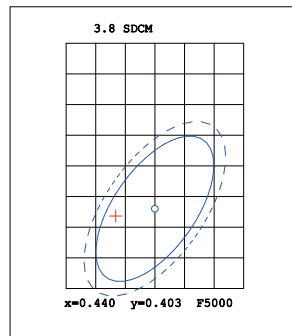
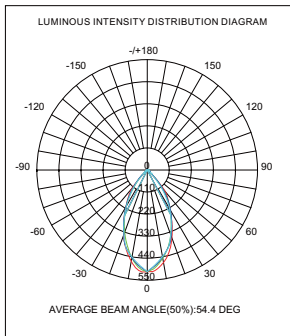


A	Wall	①	make a hole
B	Spring	②	connect the power wire
C	LED lamp	③	push spring
D	Driver	④	put the lamp into the hole

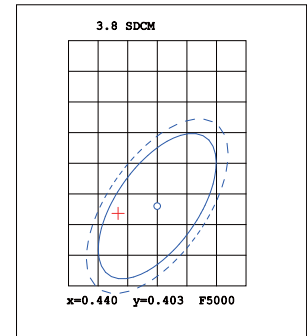
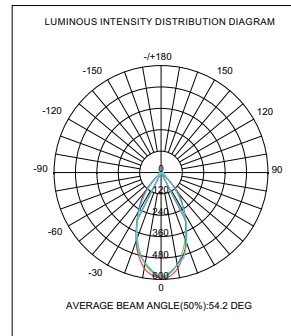


Test Diagram

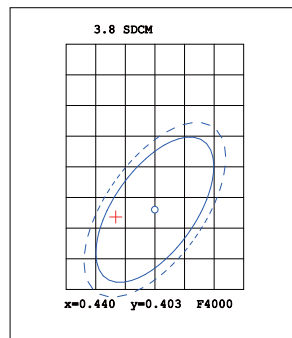
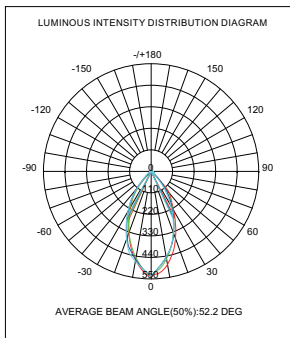
QDL3-005-AW-W



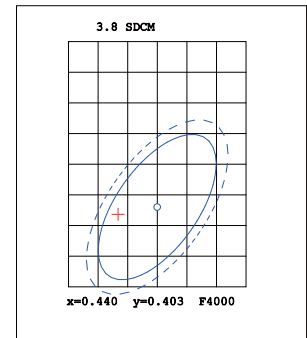
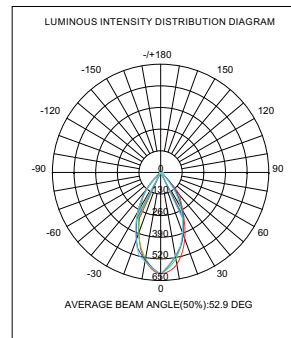
QDL3-007-AW-W



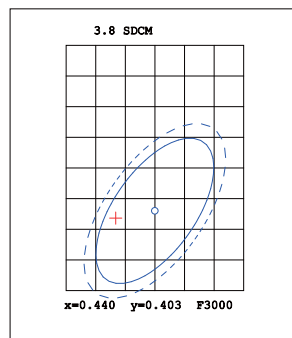
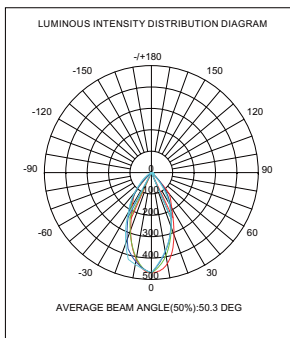
QDL3-005-AW-NW



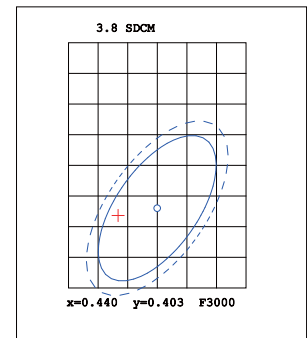
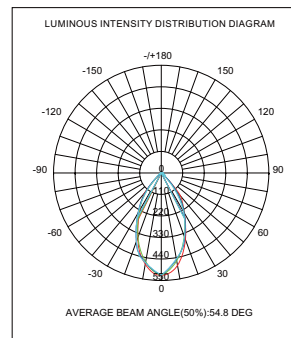
QDL3-007-AW-NW



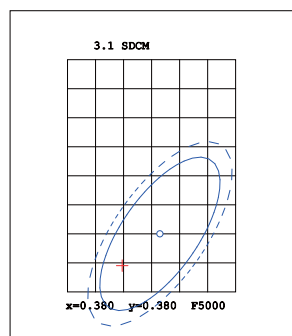
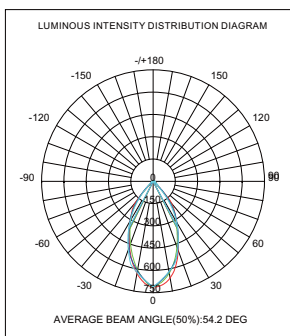
QDL3-005-AW-WW



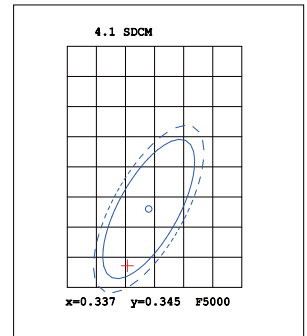
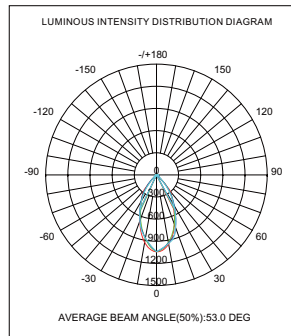
QDL3-007-AW-WW



QDL3-009-AW-W

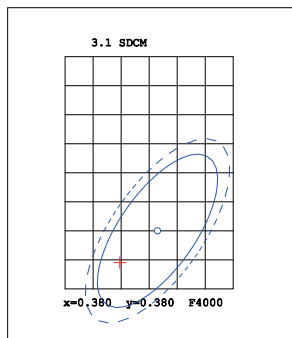
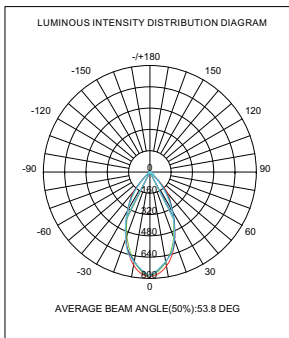


QDL3-012-AW-W

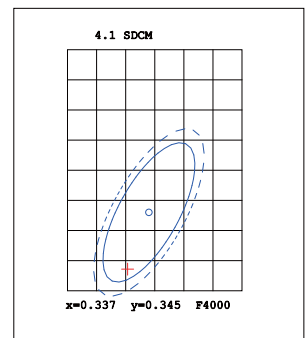
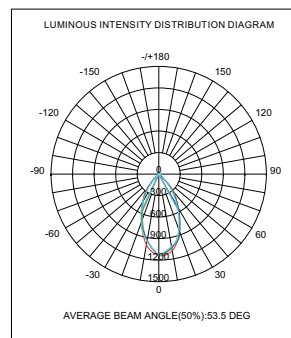




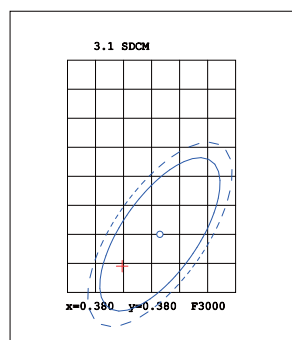
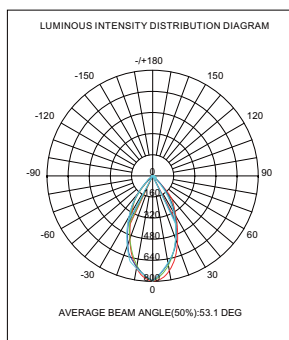
QDL3-009-AW-NW



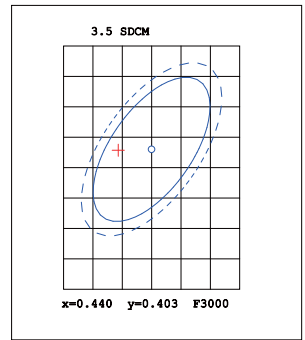
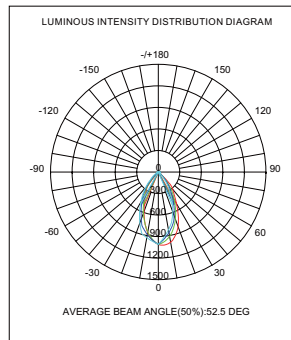
QDL3-012-AW-NW



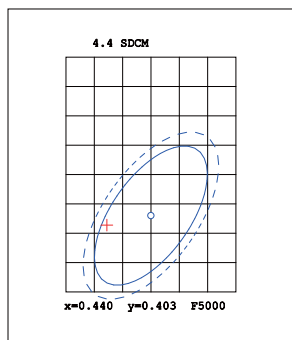
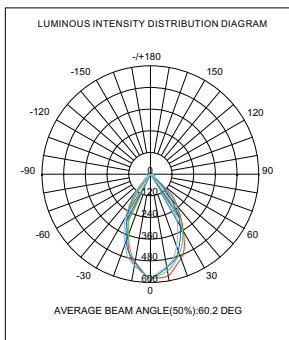
QDL3-009-AW-WW



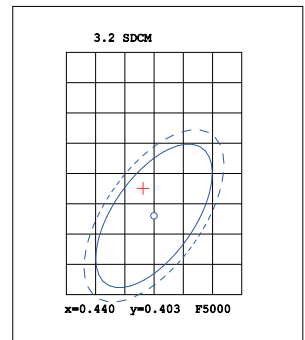
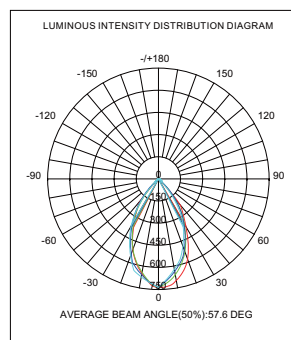
QDL3-012-AW-WW



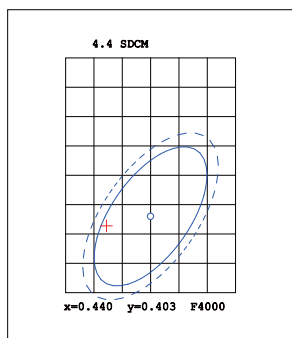
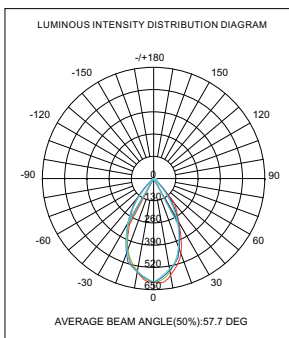
QDL4-007-AW-W



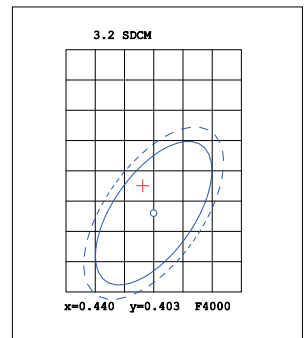
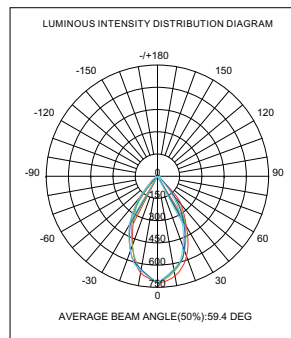
QDL4-009-AW-W



QDL4-007-AW-NW

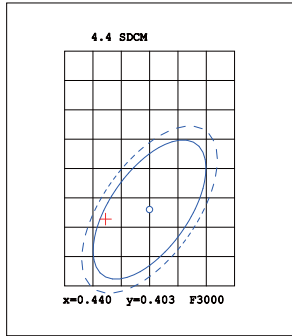
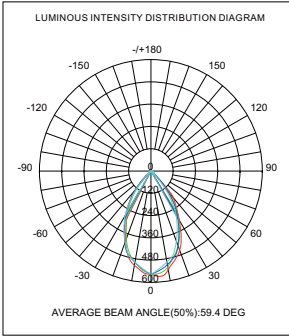


QDL4-009-AW-NW

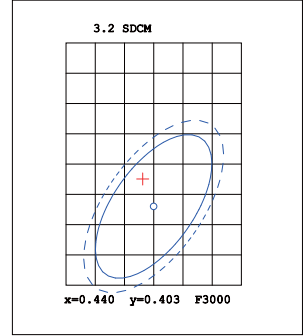
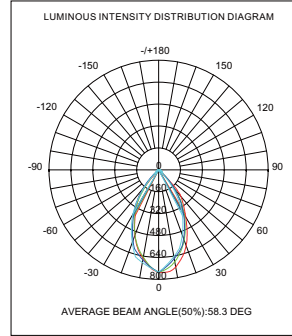




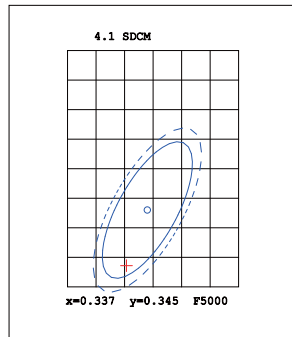
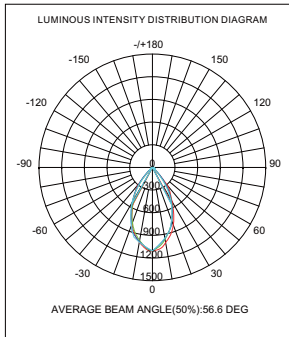
QDL4-007-AW-WW



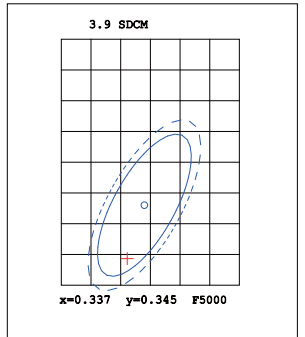
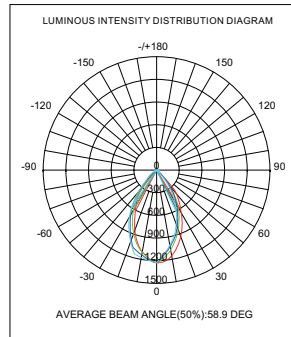
QDL4-009-AW-WW



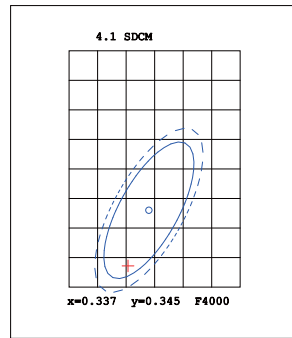
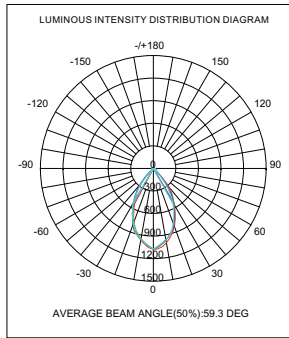
QDL4-012-AW-W



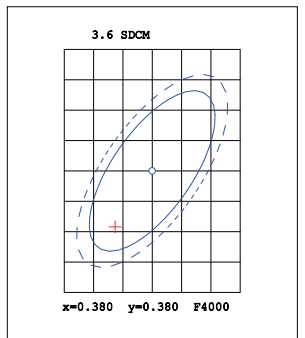
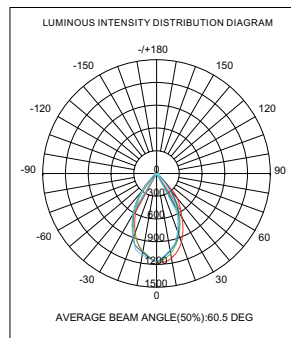
QDL4-015-AW-W



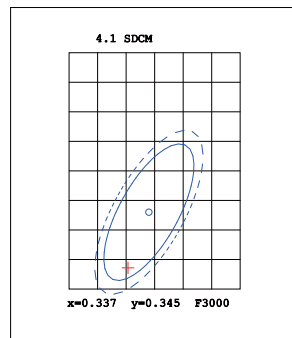
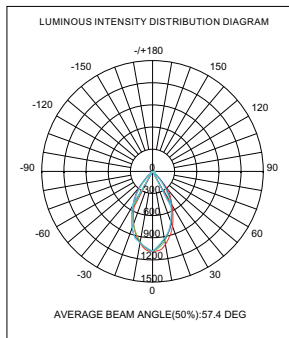
QDL4-012-AW-NW



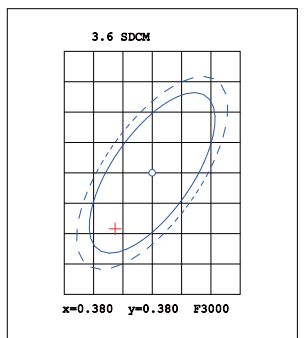
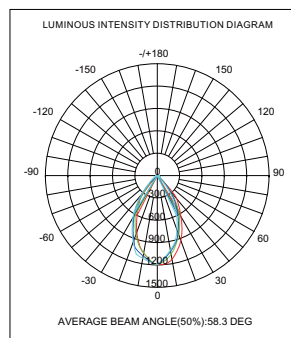
QDL4-015-AW-NW



QDL4-012-AW-WW

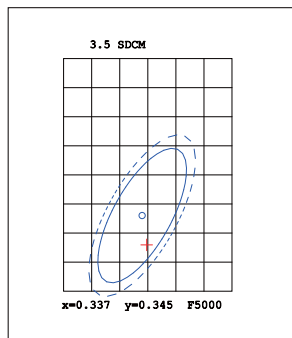
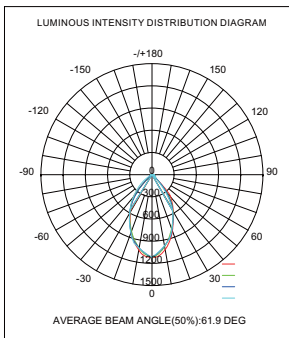


QDL4-015-AW-WW

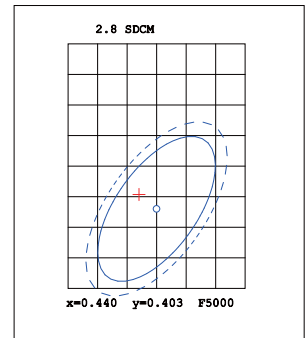
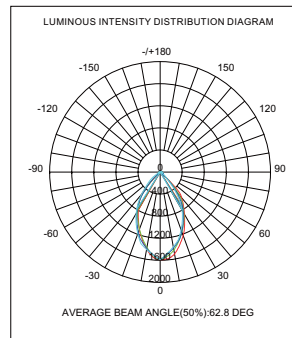




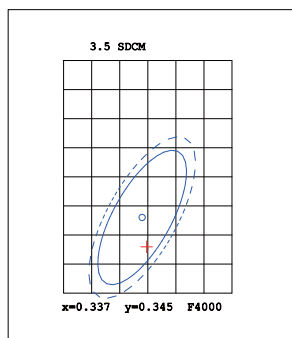
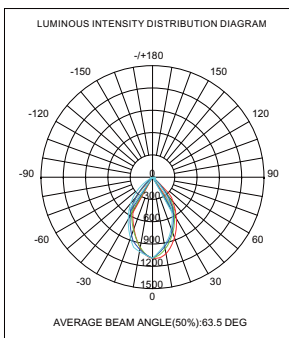
QDL6-012-AW-W



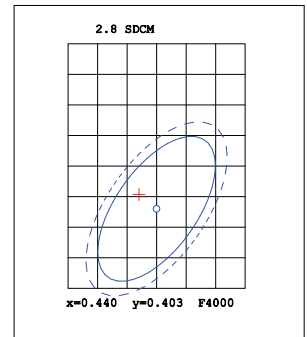
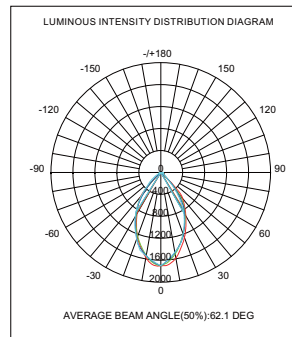
QDL6-018-AW-W



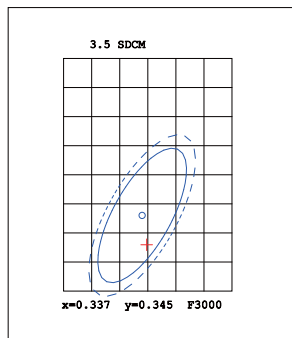
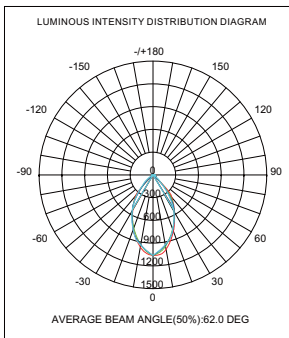
QDL6-012-AW-NW



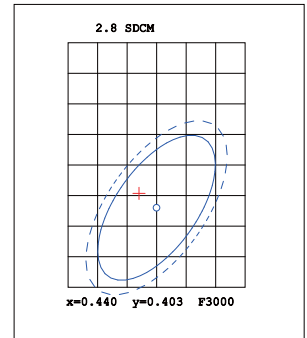
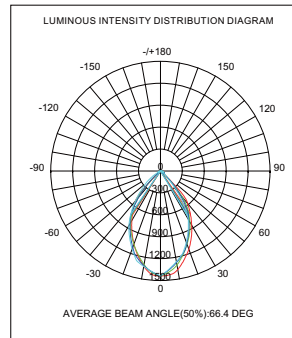
QDL6-018-AW-NW



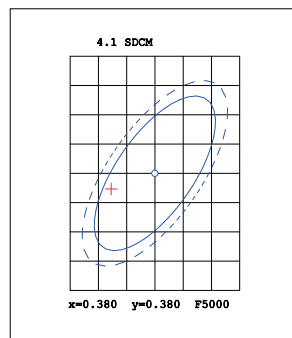
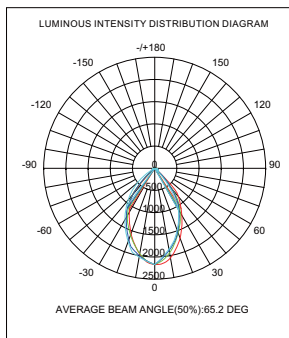
QDL6-012-AW-WW



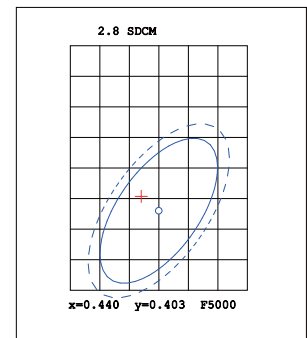
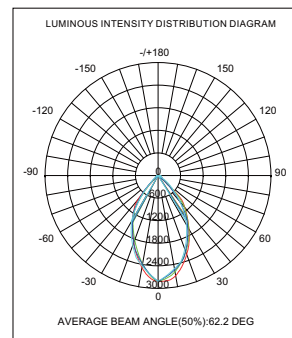
QDL6-018-AW-WW



QDL6-025-AW-W

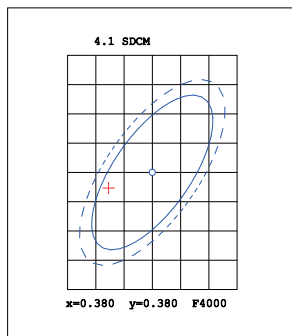
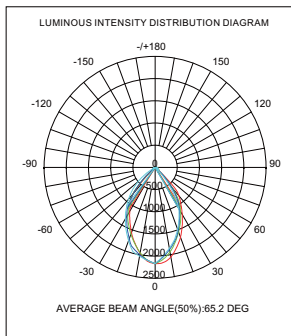


QDL6-030-AW-W

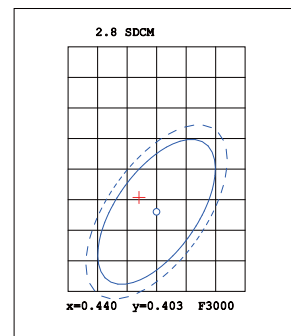
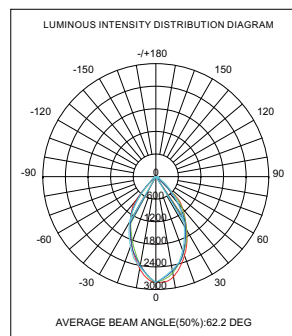




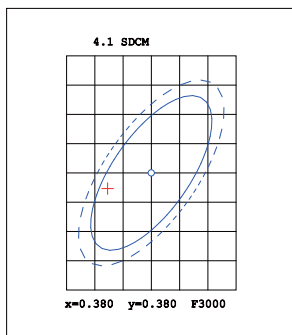
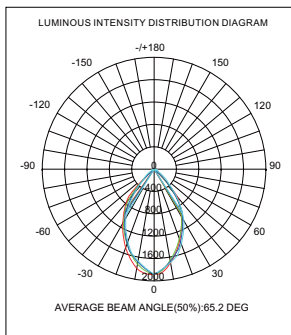
QDL6-025-AW-NW



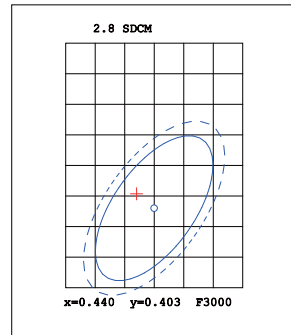
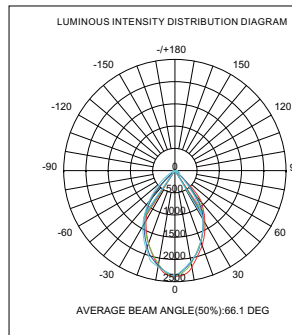
QDL6-030-AW-NW



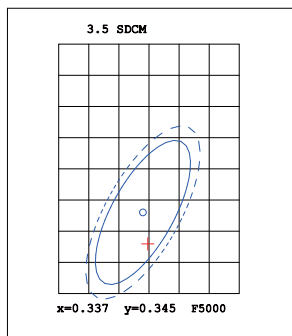
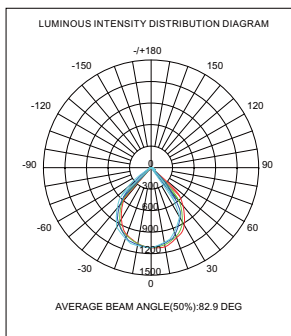
QDL6-025-AW-WW



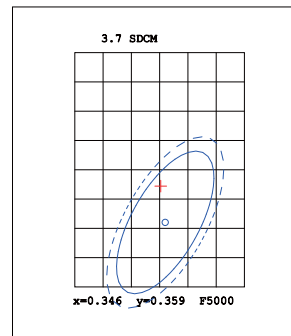
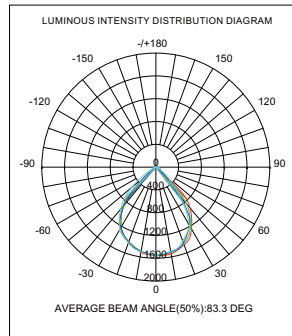
QDL6-030-AW-WW



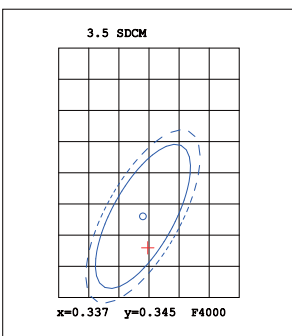
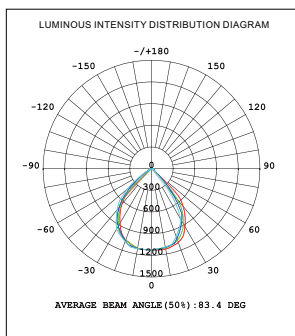
QDL8-018-AW-W



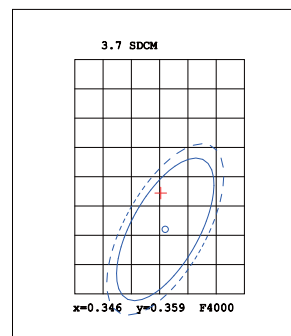
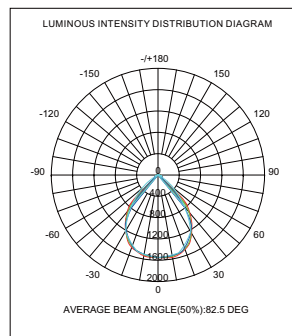
QDL8-025-AW-W



QDL8-018-AW-NW

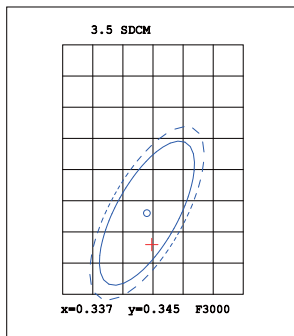
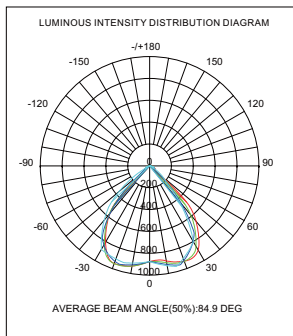


QDL8-025-AW-NW

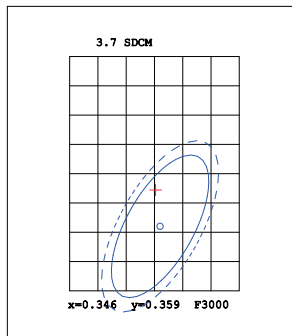
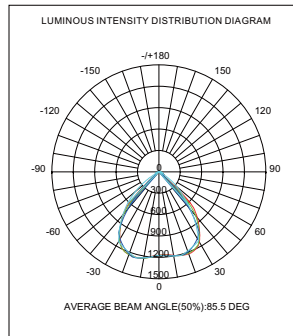




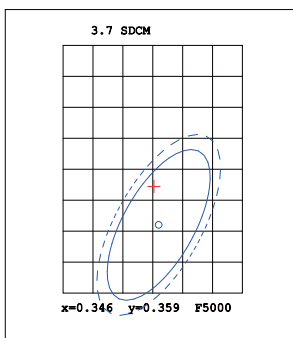
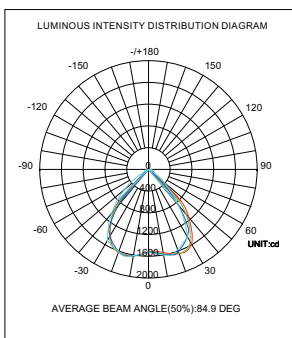
QDL8-018-AW-WW



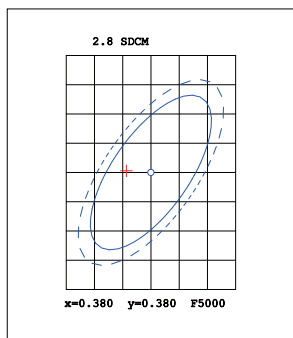
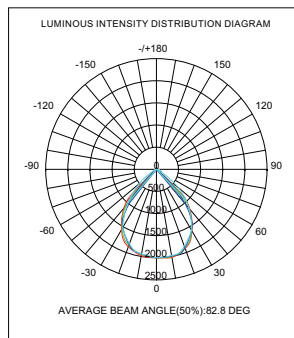
QDL8-025-AW-WW



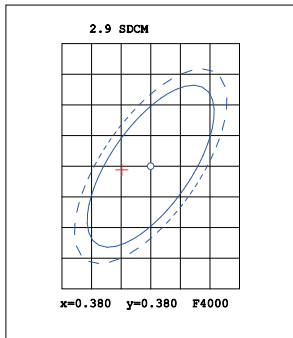
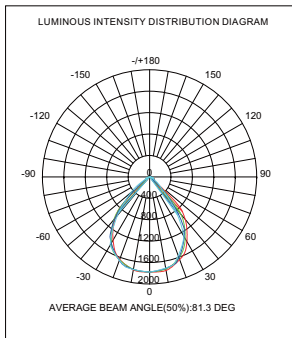
QDL8-030-AW-W



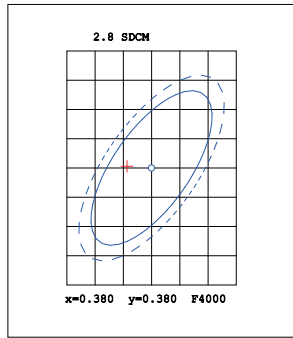
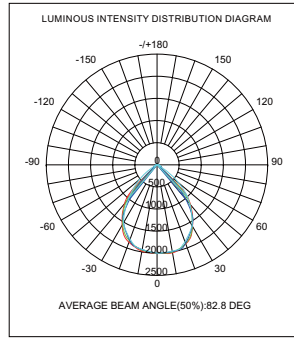
QDL8-035-AW-W



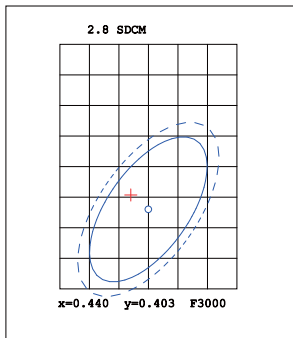
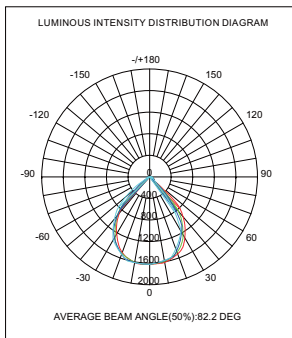
QDL8-030-AW-NW



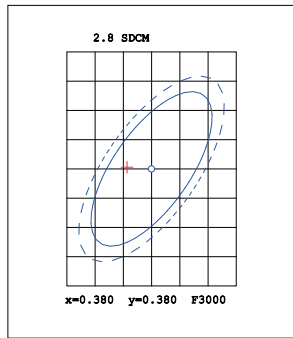
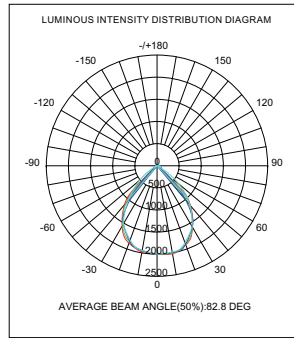
QDL8-035-AW-NW



QDL8-030-AW-WW



QDL8-035-AW-WW





Packing information

Model	Packing qty.	Inner box dimension	Outer carton dimension	Net weight	Gross weight
Dolux 3" Downlight	24PCS	144*130*78mm	405*302*328mm	0. 2KG	0.28KG
Dolux 4" Downlight	24PCS	151*148*80mm	460*316*336mm	0. 25KG	0.35KG
Dolux 6" Downlight	24PCS	198*190*98mm	611*396*410mm	0. 6KG	0.8KG
Dolux 8" Downlight	24PCS	258*250*114mm	791*516*474mm	0. 8KG	1.05KG

Installation requirement

1. Drill installation hole;
2. Power off before installation;
3. Connect lamp driver to AC;
4. Compress spring to snap the lamp into the installation hole, and clamp in place;
5. Connect AC power to lighten lamp.

Notice

1. Please read the specification first, to make sure the service environment matches the condition in the specification before using.
2. Please confirm the applicable power supply before using.
3. Make sure the switch of product is off before connect to the power supply to prevent electric shock.
4. Operation against rules may damage your property even harm to your personal safety.
5. Preliminarily estimate required quantity of LED lights, then according to the power rating of single flood light to figure out the total power and design power supply plan.
6. Dangerous high voltage, Non-professionals are not allowed to maintain the products.
7. If the exterior flexible cable or wire is damaged, it must exchange by the supplier, its agent or other similar qualified personnels to avoid dangers.